



GPSS SENATE MEETING  
January 28<sup>th</sup>, 2026

---

# Resources

## > **SafeCampus (206-685-7233)**

*Call SafeCampus anytime to anonymously discuss safety and well-being concerns for yourself or others.*

<https://www.washington.edu/safecampus/>

## > **Student Technology Loan Program**

*The Student Technology Loan Program (STLP) is a free, student-led program that supports the academic technology needs of UW Seattle students.*

<https://stlp.uw.edu/>

## > **Childcare Assistance Program**

<https://www.washington.edu/financialaid/types-of-aid/child-care-assistance/>

## > **UW Food Pantry**

<https://www.washington.edu/anyhungryhusky/the-uw-food-pantry/>



# Call To Order

---



# Approval of the Agenda

- > **Total Time:** 50 minutes
- > **Anticipated End Time:** 6:30pm
  
- > **GPSS Senate Meeting Attendance Form - Fill out form**
- > Word of the Day: Rainier



# Approval of Minutes

- > Please refer to the Meeting Minutes document of December 3rd, 2025 and January 14<sup>th</sup>, 2026 Senate Meeting
- > You can also refer to the GPSS Website





# Land Acknowledgement

---



# Resources for Action

## Within UW:

- Get involved with LAB and the WSA! GPSS has advocated for a tuition waiver program for Native American students

- wəłəbʔaltxʷ - UW Intellectual House -

<https://www.washington.edu/diversity/intellectual-house/>

- ASUW American Indian Student Commission (AISC):

<http://aisc.asuw.org>

## Community:

- **Native and Strong Lifeline – 988 (option 4)**

The Native and Strong Lifeline is the first program of its kind in the nation dedicated to serving American Indian and Alaska Native people. Operated by Volunteers of America Western Washington, this line is available for people who call the 988 Lifeline and choose option 4. It is specifically for Washington's American Indian and Alaska Native communities. Calls are answered by Native crisis counselors who are tribal members and descendants closely tied to their communities. Native and Strong Lifeline counselors are fully trained in crisis intervention and support, with special emphasis on cultural and traditional practices related to healing.

- **Stand with the Duwamish:**

<https://www.duwamishtribe.org/stand-with-the-duwamish>

- **Real Rent Duwamish:** <https://www.realrentduwamish.org>

## Other resources:

Find out whose traditional land you live on with this interactive map: <https://native-land.ca/>

— **What is the purpose of a land acknowledgement?**

<https://retirees.uw.edu/event/from-recognition-to-action-understanding-land-acknowledgments/>

- Article from Patagonia: All Trails Belong to Mother Earth, Following in Indigenous Footsteps on the Ute Pass Trail

— [Documentary on "The Rights of Nature: A Global Movement"](#)





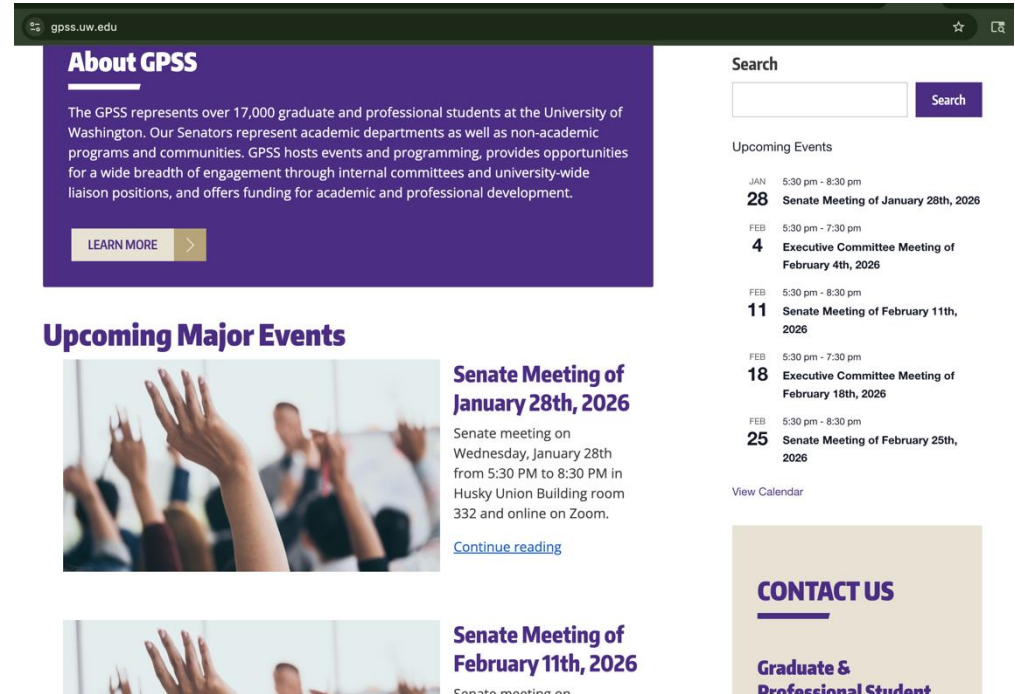
# Announcements & Public Comments

---



# GPSS Website

- > Special Features for Senators
- > Reworking the website
- > Inviting participation for user experience research
- > [www.gpss.uw.edu](http://www.gpss.uw.edu)



The screenshot shows the GPSS website homepage. At the top, there is a navigation bar with the URL 'gpss.uw.edu'. Below this is a purple banner with the heading 'About GPSS' and a paragraph of text: 'The GPSS represents over 17,000 graduate and professional students at the University of Washington. Our Senators represent academic departments as well as non-academic programs and communities. GPSS hosts events and programming, provides opportunities for a wide breadth of engagement through internal committees and university-wide liaison positions, and offers funding for academic and professional development.' A 'LEARN MORE' button is located at the bottom of this banner. To the right of the banner is a search bar and a 'Search' button. Below the search bar is a section titled 'Upcoming Events' which lists several meetings: '28 Senate Meeting of January 28th, 2026', '4 Executive Committee Meeting of February 4th, 2026', '11 Senate Meeting of February 11th, 2026', '18 Executive Committee Meeting of February 18th, 2026', and '25 Senate Meeting of February 25th, 2026'. A 'View Calendar' link is also present. At the bottom right, there is a 'CONTACT US' section with the text 'Graduate & Professional Student'. The GPSS logo is located in the bottom right corner of the screenshot.

## About GPSS

The GPSS represents over 17,000 graduate and professional students at the University of Washington. Our Senators represent academic departments as well as non-academic programs and communities. GPSS hosts events and programming, provides opportunities for a wide breadth of engagement through internal committees and university-wide liaison positions, and offers funding for academic and professional development.

[LEARN MORE](#)

## Upcoming Major Events

### Senate Meeting of January 28th, 2026

Senate meeting on Wednesday, January 28th from 5:30 PM to 8:30 PM in Husky Union Building room 332 and online on Zoom.


[Continue reading](#)

### Senate Meeting of February 11th, 2026

Senate meeting on

## CONTACT US

Graduate & Professional Student



# ASUW Candidacy Info Forum

Get Involved in Student  
Government

Learn about  
ASUW Board  
positions,  
candidacy, and  
election  
season

Connect with  
other students,  
learn more  
about ASUW &  
GPSS and get  
free snacks

February 6  
3-4 PM  
HUB 250

Impact  
Change on  
Campus



> **ASUW**  
**Information**  
**forum RSVP's –**  
**Fill out form**

**ASUW | EAC**



# gpss puppy love



**Friday, February 27th  
1-3 PM HUB 250**

Come hang out with therapy  
dogs and grab a care package!  
Free & open to all, bring your  
friends and share the love!



> Date Change

**Contact:** [gpss@uw.edu](mailto:gpss@uw.edu) The University of Washington is committed to providing access, equal opportunity, and reasonable accommodation in its services, programs, activities, education, and employment for individuals with disabilities. To request disability accommodation, contact the Disability Services Office at least ten days in advance at 206.543.6450 (voice), 206.543.6452 (TTY), 206.685.7264 (fax), or email at [dso@uw.edu](mailto:dso@uw.edu).



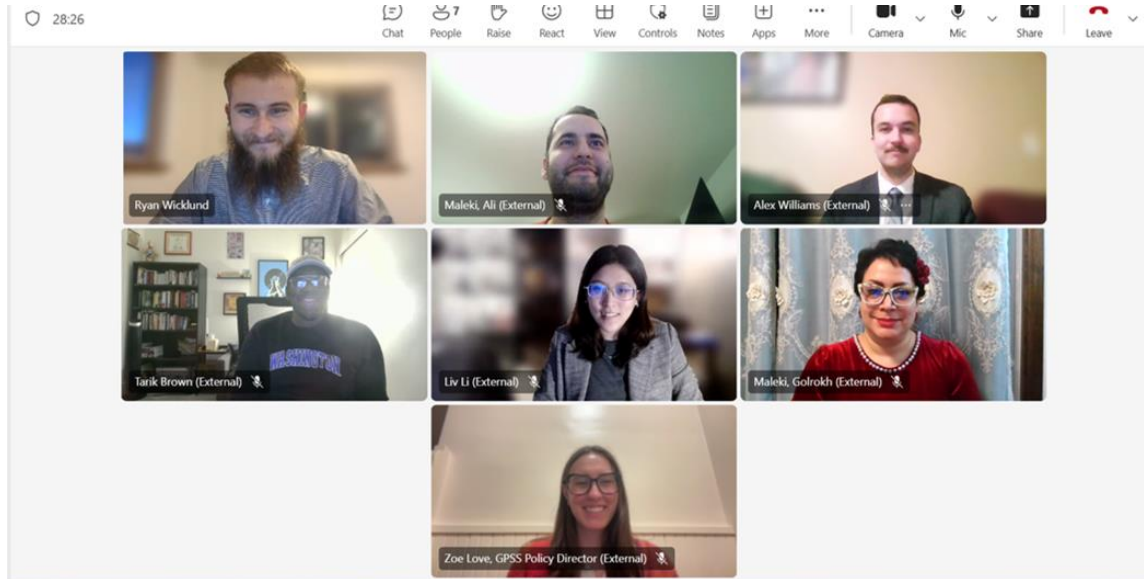
# Grad student participation in understanding civil rights



- > ['Prepared to Respond' Video](#)
- > Connect directly with [jcbeck@uw.edu](mailto:jcbeck@uw.edu)



# Virtual Graduate Student Lobby Day Part 2



# FROM PHD TO POLICY:

OPPORTUNITIES FOR INVOLVEMENT AND  
PROFESSIONAL DEVELOPMENT IN SCIENCE &  
TECHNOLOGY POLICY



THURSDAY  
5 FEBRUARY, 2026



ZOOM WEBINAR



3:00 PM – 4:00 PM PST



**Dr. Ben Mitchell**

ORISE SCIENCE, TECHNOLOGY,  
AND POLICY FELLOW  
DEPARTMENT OF ENERGY



**Dr. Ariel Marshall**

CONGRESSIONAL LEAD  
SCALE AI



**Dr. Julien Caubel**

POLICY ADVISOR  
UNITED STATES SENATE

Hosted by...

**Rachel Pierson, M.A.**

PRINCIPAL  
PIERSON STRATEGIES



Register Here



> Science Policy  
Panel

# University Transportation Committee Presentation

- > **Mark Huppert**, Interim Director of Transportation Services from the University Transportation Committee, presentation on **parking rate changes**.
- > Please refer to the University Transportation Committee slide deck shared via mail



# Parking Rate Proposal FY27-FY29

---

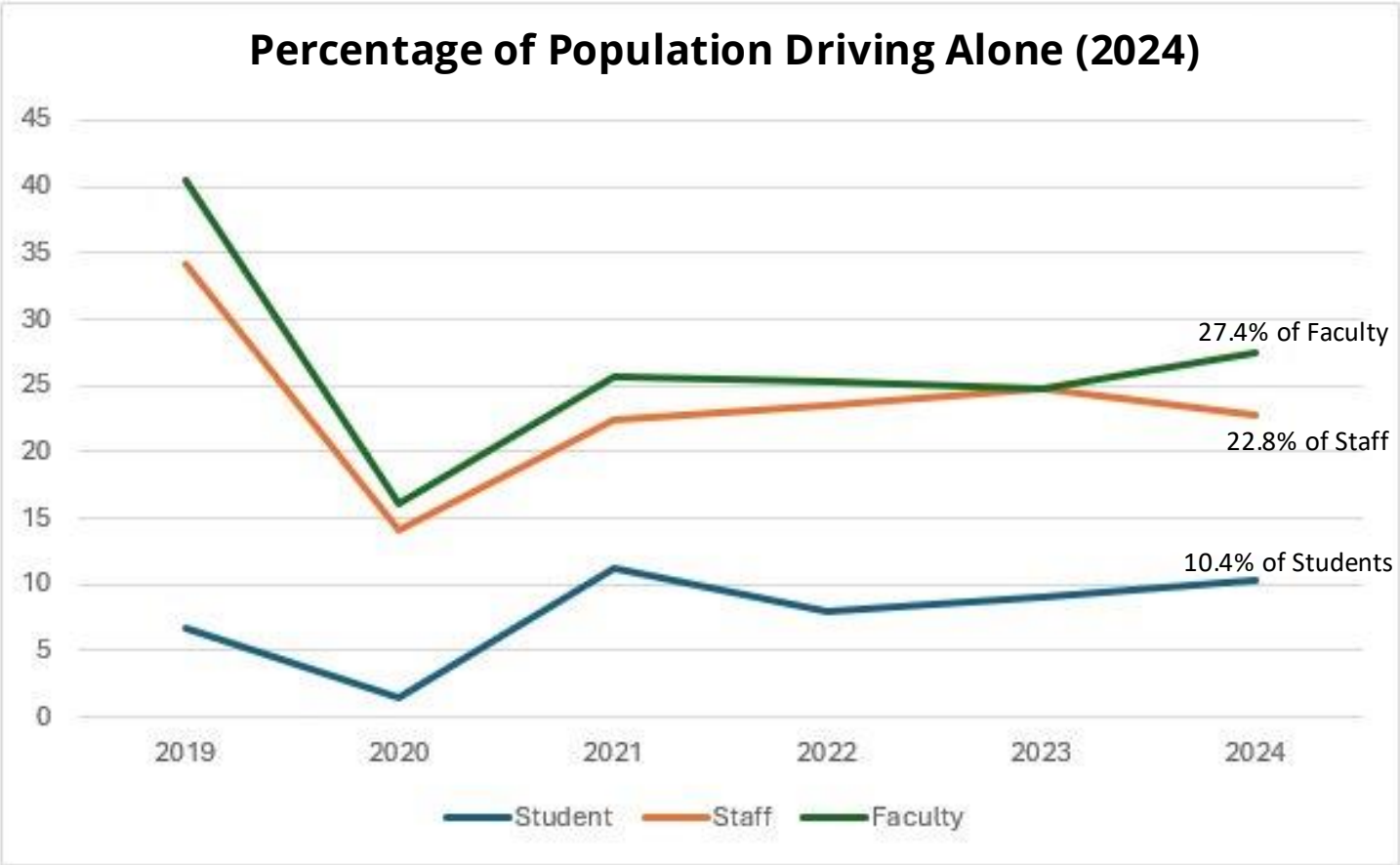
**GPSS Senate**

1/28/2026



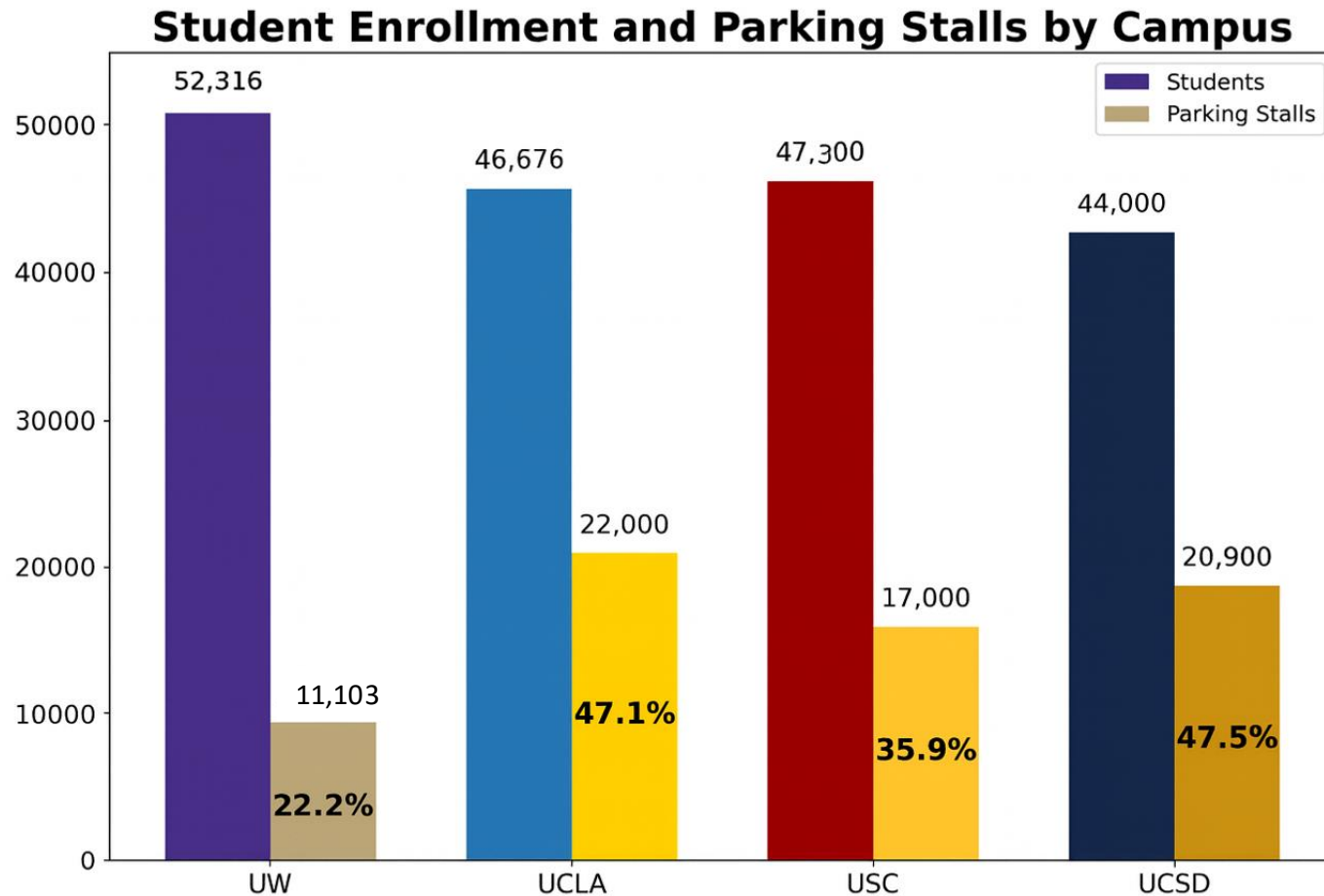
# How many people are driving to campus?

8,000 to 10,000 people drive alone to campus per day



# West Coast universities with medical centers

- UW is bigger with fewer stalls than our peers



# Parking on UW Seattle campus

## Parking is regulated by the 2019 Campus Master Plan (CMP).

- Defines how UW campus grows and aligns new development with City of Seattle policies and UW sustainability goals.
- Reduces parking from 11,108 regulated spaces in the 2025 CMP Annual Report to 9,000 spaces as new academic and medical buildings are approved.
- Requires reductions in single occupant vehicle (SOV) trips from 16.6% in 2024 to 13% by 2025.

**When 2025 numbers are published, there will likely be over 2,000 more daily SOV trips than allowed.**

Year	Target	Actual	Gap
2019	No Target*	18.2%	NA
2020	No Target*	7.5%	NA
2021	No Target*	16.4%	NA
2022	15%	14.8%	.2% points
2023	No Target*	16.3%	NA
2024	No Target*	16.6%	NA
2025	13%		
2028	12%		

# Parking is central to UW sustainability goals

---

## 2050 Sustainability Action Plan Goal:

**6% decrease in single-occupancy commuting rate by 2028**

- 12% in 2028 down from 18% in 2019

## Target actions achieved in 2025

- Enhance sustainable transportation outreach to the campus community
- Improve bicycle parking solutions and accessibility
- Continue progress on Burke-Gilman Trail improvements

# Parking rate overview

---

In 2022, UW Board of Regents approved a 4-year, 4% annual rate increase to make Transportation Services parking budget financially self-sustaining.

- Supported wage improvements for parking specialists and funded \$27M in critical facility needs and strategic initiatives

**Continued rate increases are needed to support ongoing commitments to labor agreements.**

- 3% annual wage increase for classified employees
- 2% annual wage increase for professional staff

**Deferred maintenance of \$84.5 million must be addressed across UW Seattle parking facilities.**

- Construction cost escalation has averaged 4.3% annually since 2015; delays will further increase costs

# Parking rate recommendation

Cap annual parking rate increases in FY27 - FY29 at the federal Consumer Price Index (CPI)

Parking budget forecast at 2.8% CPI cap\* for FY2027

FY26 to FY29	Adopted	Budget Forecast		
	FY26	FY27	FY28	FY29
<b>Total revenue</b>	\$ 15,640,507	\$ 16,323,058	\$ 16,700,706	\$ 17,087,191

Salary & benefits	\$ 6,960,486	\$ 7,270,147	\$ 7,415,552	\$ 7,563,862
Operating expenses	\$ 3,889,123	\$ 3,990,240	\$ 4,093,986	\$ 4,200,430
Facilities expenses	\$ 4,635,000	\$ 5,062,000	\$ 5,191,000	\$ 5,322,000
<b>Total expenses</b>	<b>\$ 15,484,609</b>	<b>\$ 16,322,387</b>	<b>\$ 16,700,539</b>	<b>\$ 17,086,292</b>

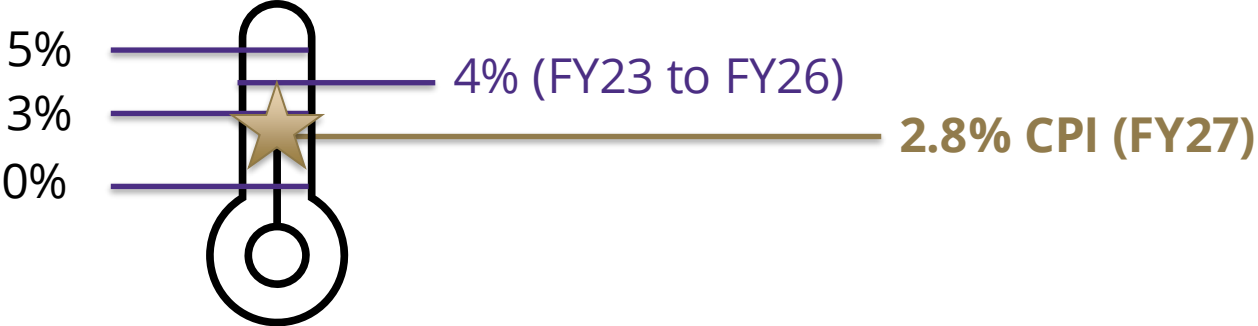
<b>Net revenue</b>	<b>\$ 155,898</b>	<b>\$ 671</b>	<b>\$ 167</b>	<b>\$ 899</b>
--------------------	-------------------	---------------	---------------	---------------

\* Federal CPI adjustments are set at 2.8% effective 1/1/2026

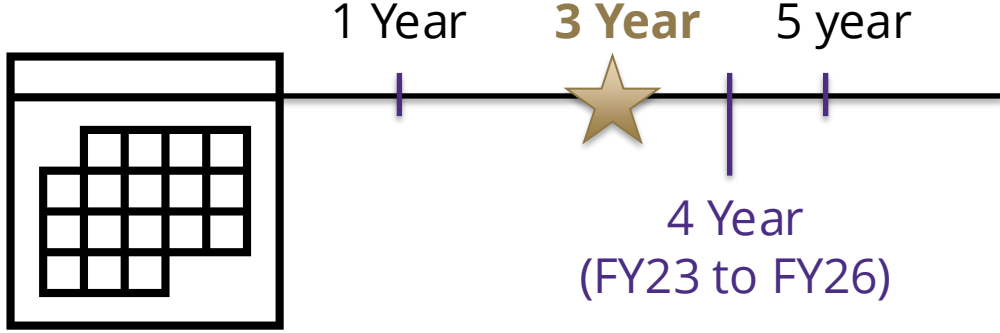


# Options evaluated

## Amount of annual increase



## Term of Increase



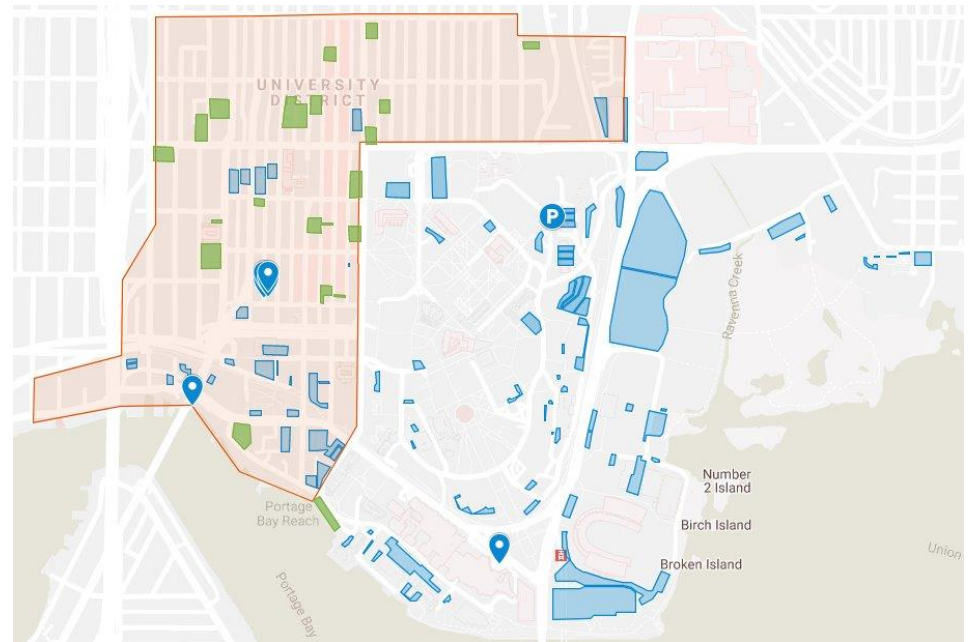
# Parking rates market study

Oct 2025 study of 26 privately-operated parking lots and garages within the orange shaded area.

Parking garages:	19%
Surface lots:	81%

Evaluated lots are operated by University District Parking Association and other parking companies.

Hospital parking study compared non-UW hospitals within a 4-mile radius of UWMC Montlake.



Green square Non-UW

Blue square UW Seattle Campus

## Links to parking rates market studies:

[Private Lot Rates\\_October 2025](#)

[Hospital Parking Rates\\_October 2025](#)



# Visitor parking rate analysis

The UW Seattle campus daily Visitor rate subsidizes all other parking on campus to create a progressive parking rate structure.

## Visitor Rate Analysis

Parking Provider	Daily Visitor Rate
University of Washington	\$21.00
<b>Proposed at 2.8% CPI</b>	<b>\$21.50</b>
Highest non-UW	\$31.19
Average non-UW	\$17.15
Lowest non-UW	\$7.00

## Current Daily Rate Subsidies

Average non-UW daily parking: \$17.15

Visitor: \$21.00 ↑ 18% higher

PPUP: \$10.26 ↓ 40% below

Student / Value: \$8.15 ↓ 52% below



# Impact on students / value parkers

## Proposed value lot rate increase impacts students 15 - 20 cents / day

- 10% of UW Seattle students drive to campus at least 1 day/week

	Value Lot Parking
<b>Average # of permits/day</b>	976

<b>E01 and E18 - Cost of permit by day</b>	
Current, FY26	\$8.15
Proposed, FY27	\$8.35
Increment per day	\$0.20

<b>E03 and E04 - Cost of permit by day</b>	
Current, FY26	\$5.00
Proposed, FY27*	\$5.00
Increment per day	\$0.00

\* E04 and E05 are tied to the campus hourly rate, which will remain unchanged at \$5.00.



# Impact on SOV permit holders

**Proposed SOV rate increase impacts employees 1 to 2 cents / hour worked**

- 3% of UW Seattle employees have SOV permits

	SOV (Day)	Swing	Night
<b>Total # of permit holders</b>	1132	41	102

Annual UW salary level	Percent of permit holders by salary		
< \$50,000	25%	37%	17%
\$50,001 - \$70,000	6%	15%	34%
\$70,001 - \$100,000	13%	22%	15%
\$100,001 +	56%	27%	34%

Cost of permit by quarter and hour*			
Current, FY26	\$615.60	\$307.80	\$205.20
Proposed, FY27	\$630.00	\$315.00	\$210.00
<b>Increment / quarter</b>	<b>\$14.40</b>	<b>\$7.20</b>	<b>\$4.80</b>
<b>Increment / hour worked (40-hour week)</b>	<b>\$0.02</b>	<b>\$0.01</b>	<b>&lt;\$0.01</b>

\*These permits can be purchased on either a quarterly or annual basis.



# Impact on PPUP parkers

## Proposed PPUP rate increase impacts employees 1 cent / hour worked

- 25% of UW Seattle employees use Pay-Per-Use Parking (PPUP) permits

	PPUP
<b>Total # of permit holders</b>	9,276

Annual salary level	% of permit holders
< \$50,000	4%
\$50,001 - \$70,000	8%
\$70,001 - \$100,000	34%
\$100,001 +	54%

Cost of permit by day	
Current, FY26	\$10.26
Proposed, FY27	\$10.50
Increment per day	\$0.24
<b>Increment per hour worked</b> <i>(40 hour week at 2.4 trips/week)</i>	<b>\$0.01</b>



# UWMC parking rate analysis

UWMC Montlake parking rates compared to nearby hospitals within 4-mile radius.

Parking Provider	Daily Visitor Rate	Daily Patient Rate*
UWMC (current rate)	\$21.00	\$10.00 with validation
<b>Proposed at 2.8% CPI</b>	<b>\$21.50</b>	<b>\$10.00</b> <b>with validation</b>
Highest non-UWMC	\$24.00	\$24.00
Median non-UWMC	\$20.00	\$20.00
Lowest non-UWMC	\$10.00	\$10.00

\* UW Medicine to evaluate the amount of the patient rate with validation. Some hospitals do not differentiate between patients and visitors for parking rates.



# ICA parking rate analysis

## Impact of parking rate on sporting events:

Event type	Parking type	Current	FY27
Football and events greater than 24,000 in attendance	Autos	\$50.00	Set by ICA
	Private buses	\$125.00	Set by ICA
	Motorhome	\$200.00	Set by ICA
<b>Large events requiring special events staff</b>	N. of Wahkiakum <i>(e.g. E01, E18)</i>	\$14.00	\$14.00
	<b>N. of Wahkiakum</b> <i>(e.g. E17, E19, E20, E21)</i>	<b>\$21.00</b>	<b>\$21.50</b>
General arena and outdoor sports (unstaffed)	All east lots	\$14.00	\$14.00
<b>Events at other Seattle campus locations</b>	<b>Select lots</b>	<b>\$21.00</b>	<b>\$21.50</b>



# Conclusion

---

## **A 3-year parking rate increase with a CPI-based cap:**

- Provides the essential funding needed to support parking staff wage improvements and critical facility needs
- Reinforces a progressive parking rate structure that subsidizes faculty, staff, and students
- Increases visitor parking rates at a rate consistent with inflation
- Encourages people to take transit, bike, walk, or telecommute to campus to achieve CMP and sustainability goals



# Appendix

---



# FY22-FY26 Critical repairs and strategic initiatives

Critical Repairs	Safety and Security	Commute Trip Reduction	Decarbonization
South Campus Garage*	Central Plaza Garage	New bike houses	E18 solar canopy
Triangle Garage*	Lighting retrofits and controls	South campus bike locker replacements	E18 EV chargers
Tower Garage	Gate equipment replacement		N26 fleet EV chargers
Portage Bay Garage elevator doors	Gate arm safety assessments		E02 fleet EV* chargers
Asphalt and restriping			
Garage assessments			

\* Projects in planning or design to be funded by existing parking reserves



# FY27-FY36 Deferred maintenance detail

Facilities Deferred Maintenance	Building Year	Age	Condition Assessment Year	Total MACC + C-100
CPG*	1972	53	2014	\$ 4,741,834
Triangle	1985	40	2024	\$ 3,324,776
Padelford	1966	59	2025	\$ 6,571,328
PBG Original*	1995	30	2014	\$ 1,681,510
PBG Addition*	2010	15	2014	\$ 1,456,047
Tower West (W45)*	1968	57	2014	\$ 2,420,581
Tower East (W46)*	1968	57	2014	\$ 1,287,966
South Campus**	1967	58	2025	\$ -
4545***	1969	56	2025	\$ -
<b>Surface Parking Lot Differed Maintenance</b>				
Campus Wide*			2014	\$ 3,413,221
<b>Facility Vertical Systems- Past useful life</b>				
Padelford Escalator		>25 yrs	2025	\$ 5,884,000
Central Plaza Henry Elevator		>25 yrs	TQ****	\$ 800,000
Triangle Elevator		>25 yrs	TQ****	\$ 800,000
PBG Original Elevator 1		>25 yrs	TQ****	\$ 800,000
PBG Original Elevator 2		>25 yrs	TQ****	\$ 800,000
Tower East Elevator 1		>25 yrs	TQ****	\$ 1,300,000
<b>Facility Garage Security Door</b>				
Tower East (3 Doors)		>20yrs		\$ 125,000
Tower West (3 Doors)		>20yrs		\$ 125,000
<b>Total 10 Year Deferred Maintenance Facility Needs</b>				<b>\$ 35,531,264</b>

\*Based on 2014 Kimley-Horn Average condition assessment + escalation rate ~ 4% per year

\*\*Does not include recommended seismic retrofit - 2034-2036 @ \$20M

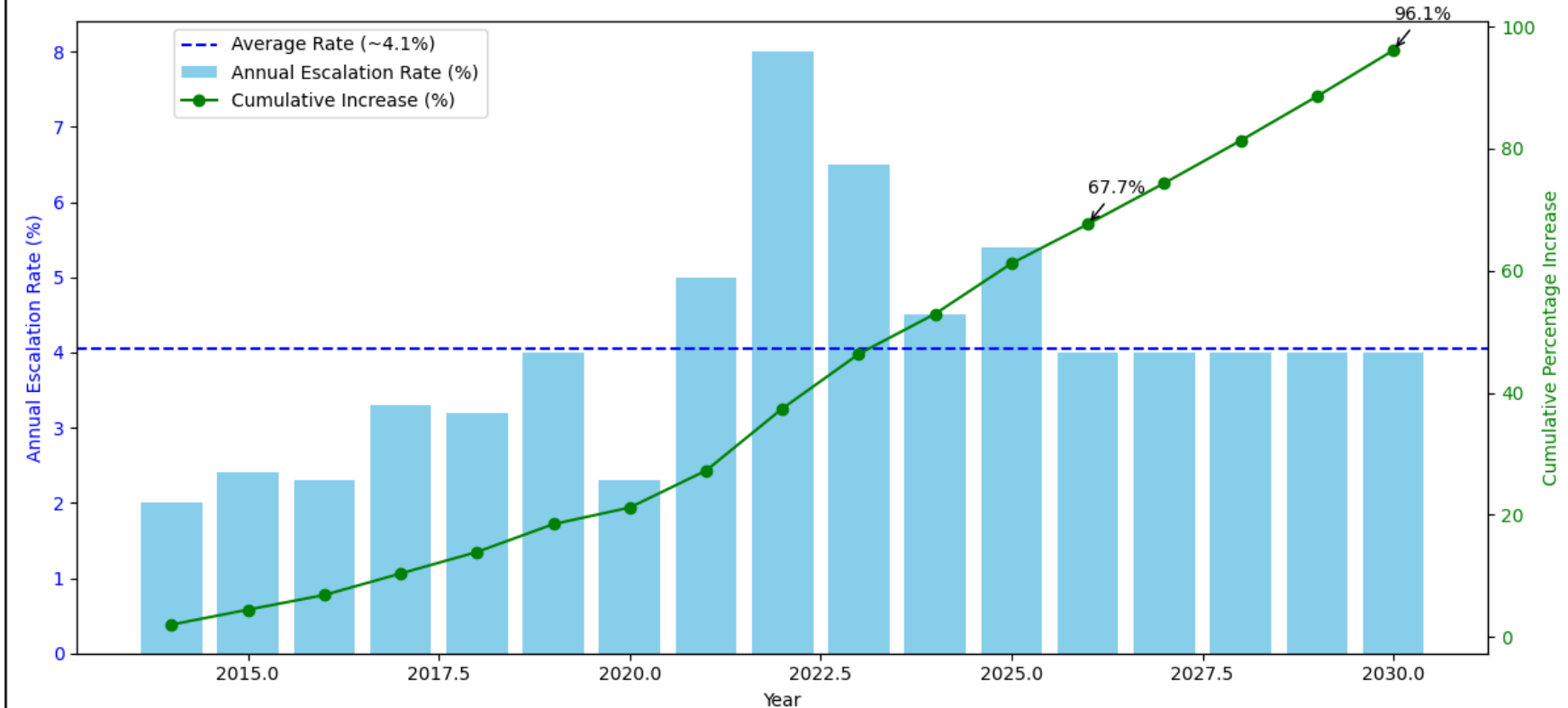
\*\*\*Does not include recommended deferred maintenance - 2025-2034 @ \$6.5M

\*\*\*\*Per Tyler Quandt, elevators are past useful life and recommends modernization



# Cost escalation trend and multipliers

Escalation Trend: Annual Rates and Cumulative Increase (2014–2030)



## Escalation Overview

- Annual Rates: Escalation varies year-to-year, averaging ~4.3%.
- Compounding Effect: Rates compound over time, significantly increasing costs.
- Immediate Needs (2014–2026): Escalation factor 1.6766 → ~67.7% higher than 2014.
- Long-Term Needs (2014–2030): Escalation factor 1.9613 → ~96% higher than 2014.

Source: Annual Construction Cost Escalation Rates (ENR Construction Cost Index- National Average 2014-2025)



# FY27 Maintenance detail

Routine, Preventative, Repair/Replacement Maintenance Funding Per Stall	Stall Count	2027 Maintenance Cost Per Stall*	2027
CPG	983	\$ 331	\$ 325,490
Triangle	488	\$ 331	\$ 161,668
Padelford	658	\$ 331	\$ 217,987
PBG W27	37	\$ 331	\$ 12,258
PBG Original and Addition	925	\$ 331	\$ 306,441
Tower W45	498	\$ 331	\$ 164,981
Tower W46	214	\$ 331	\$ 70,730
South Campus	857	\$ 331	\$ 283,913
4545**	252	\$ 496	\$ 125,000
Benjamin	62	\$ 331	\$ 20,540
Cedar	128	\$ 331	\$ 42,405
Lander	164	\$ 331	\$ 54,331
McMahon	183	\$ 331	\$ 60,460
Mercer	163	\$ 331	\$ 54,000
Stevens	257	\$ 331	\$ 85,141
Campus Wide Surface Lots	6262	\$ 314	\$ 1,964,841
Total Maintenance Funding Needs	12,129		\$ 3,950,184

\* Industry standards for annual maintenance per stall range from \$150 to \$500. The maintenance per stall used in this recommendation is based on National Parking Association found in the 2014 Kimley-Horn engineering report. Surface lot cost per stall data is sourced from Tom Owings' article, "How Much Should You Budget Yearly for Parking Lot Maintenance" (2018). All costs have been escalated to FY27 rates.

\*\* Increased costs for 4545 Garage to address critical repairs until FY28 investment decision milestone.



# Parking rate recommendation

Cap annual parking rate increases in FY27 - FY29 at the federal Consumer Price Index (CPI)

Parking budget forecast at 2.8% CPI cap\*

FY26 to FY29	Adopted	Budget Forecast		
	FY26	FY27	FY28	FY29
Total revenue	\$ 15,640,507	\$ 16,323,058	\$ 16,700,706	\$ 17,087,191

Salary & benefits	\$ 6,960,486	\$ 7,270,147	\$ 7,415,552	\$ 7,563,862
Operating expenses	\$ 3,889,123	\$ 3,990,240	\$ 4,093,986	\$ 4,200,430
Facilities expenses	\$ 4,635,000	\$ 5,062,000	\$ 5,191,000	\$ 5,322,000
<b>Total expenses</b>	<b>\$ 15,484,609</b>	<b>\$ 16,322,387</b>	<b>\$ 16,700,539</b>	<b>\$ 17,086,292</b>

<b>Net Revenue</b>	<b>\$ 155,898</b>	<b>\$ 671</b>	<b>\$ 167</b>	<b>\$ 899</b>
--------------------	-------------------	---------------	---------------	---------------

\*Federal CPI adjustments are set at 2.8% effective 1/1/2026

\*\*Facilities strategic initiatives may be delayed or eliminated based upon funding available under CPI cap to achieve a balanced budget.



# Priority Strategic Initiatives FY27 – FY29

---

**Investments to be made from available funds after priority facility maintenance expenses are budgeted for the year.\***

## **Garage and lot pedestrian safety**

- Safe passage for bikes, scooters, and strollers at gate arms – E01, S03

## **Garage security and surveillance**

- HFS - Stevens Court
- Triangle Garage

## **Parking technology upgrades**

- Parking portal user experience
- Parking capacity optimization

## **Decarbonization**

- 2050 Sustainability Action Plan targets

## **Campus wayfinding**

- Updated garage and lot signage per CAP recommendations



# 5-year budget forecast – No rate increase

FY26 to FY31	Adopted	Evergreen Budget and Forecast				
	FY26	FY27	FY28	FY29	FY30	FY31
<b>Total revenue</b>	\$ 15,640,507	\$ 15,954,045	\$ 15,954,045	\$ 15,954,045	\$ 15,954,045	\$ 15,954,045
<b>Salary &amp; benefits</b>	\$ 6,960,486	\$ 7,270,147	\$ 7,415,552	\$ 7,563,862	\$ 7,715,140	\$ 7,780,892
<b>Operating expenses</b>	\$ 3,889,123	\$ 4,027,381	\$ 4,148,810	\$ 4,273,895	\$ 4,402,746	\$ 4,535,476
<b>Maintenance projects</b>	\$ 1,035,000	\$ 3,950,184	\$ 4,103,192	\$ 4,137,319	\$ 4,302,812	\$ 4,474,925
<b>Strategic initiatives</b>	\$ 3,600,000	\$ 1,500,000	\$ 1,560,000	\$ 1,622,400	\$ 1,687,296	\$ 1,754,788
<b>Total expenses</b>	\$ 15,484,609	\$ 16,747,712	\$ 17,227,554	\$ 17,597,475	\$ 18,107,994	\$ 18,546,081
<b>Net position</b>	\$ 155,898	\$ (793,667)	\$ (1,273,509)	\$ (1,643,430)	\$ (2,153,949)	\$ (2,592,036)



# 5-year budget forecast – 3% annual rate increase

FY26 to FY31	Adopted	Evergreen Budget and Forecast				
	FY26	FY27	FY28	FY29	FY30	FY31
<b>Total revenue</b>	\$ 15,640,507	\$ 16,427,139	\$ 16,914,425	\$ 17,416,330	\$ 17,933,292	\$ 18,465,763
<b>Salary &amp; benefits</b>	\$ 6,960,486	\$ 7,270,147	\$ 7,415,552	\$ 7,563,862	\$ 7,715,140	\$ 7,780,892
<b>Operating expenses</b>	\$ 3,889,123	\$ 4,027,381	\$ 4,148,810	\$ 4,273,895	\$ 4,402,746	\$ 4,535,476
<b>Maintenance projects</b>	\$ 1,035,000	\$ 3,950,184	\$ 4,103,192	\$ 4,137,319	\$ 4,302,812	\$ 4,474,925
<b>Strategic initiatives</b>	\$ 3,600,000	\$ 1,500,000	\$ 1,560,000	\$ 1,622,400	\$ 1,687,296	\$ 1,754,788
<b>Total expenses</b>	\$ 15,484,609	\$ 16,747,712	\$ 17,227,554	\$ 17,597,475	\$ 18,107,994	\$ 18,546,081
<b>Net position</b>	\$ 155,898	\$ (320,574)	\$ (313,129)	\$ (181,145)	\$ (174,702)	\$ (80,319)



# 5-year budget forecast – 5% annual rate increase

FY26 to FY31	Adopted	Evergreen Budget and Forecast				
	FY26	FY27	FY28	FY29	FY30	FY31
<b>Total revenue</b>	\$ 15,640,507	\$ 16,742,534	\$ 17,570,448	\$ 18,439,757	\$ 19,352,532	\$ 20,310,946
<b>Salary &amp; benefits</b>	\$ 6,960,486	\$ 7,270,147	\$ 7,415,552	\$ 7,563,862	\$ 7,715,140	\$ 7,780,892
<b>Operating expenses</b>	\$ 3,889,123	\$ 4,027,381	\$ 4,148,810	\$ 4,273,895	\$ 4,402,746	\$ 4,535,476
<b>Maintenance projects</b>	\$ 1,035,000	\$ 3,950,184	\$ 4,103,192	\$ 4,137,319	\$ 4,302,812	\$ 4,474,925
<b>Strategic initiatives</b>	\$ 3,600,000	\$ 1,500,000	\$ 1,560,000	\$ 1,622,400	\$ 1,687,296	\$ 1,754,788
<b>Total expenses</b>	\$ 15,484,609	\$ 16,747,712	\$ 17,227,554	\$ 17,597,475	\$ 18,107,994	\$ 18,546,081
<b>Net position</b>	\$ 155,898	\$ (5,178)	\$ 342,894	\$ 842,282	\$ 1,244,538	\$ 1,764,864



# Rate Table at 2.8% CPI cap for FY2027 (eff. 7/1/2026)

Regular Lots - UW Community	FY23	FY24	FY25	FY26 (Current)	FY27 (Proposed)	Increase
Weekday (6am to Midnight)	\$ 9.10	\$ 9.46	\$ 9.84	\$ 10.26	\$ 10.50	\$ 0.24
Swing (230pm to Midnight)	\$ 4.55	\$ 4.73	\$ 4.92	\$ 5.13	\$ 5.25	\$ 0.12
Night (230pm to Midnight)	\$ 3.03	\$ 3.15	\$ 3.28	\$ 3.42	\$ 3.50	\$ 0.08
Saturday (7am to noon)	\$ 3.03	\$ 3.15	\$ 3.28	\$ 3.42	\$ 3.50	\$ 0.08

Value Lots	FY23	FY24	FY25	FY26 (Current)	FY27 (Proposed)	Increase
E1, E18	\$ 7.25	\$ 7.55	\$ 7.85	\$ 8.15	\$ 8.35	\$ 0.20

Rideshare (per day)	FY23	FY24	FY25	FY26 (Current)	FY27 (Proposed)	Increase
Vanpool*	Free	Free	Free	Free	Free	\$ -
Carpool per person (2 people)**	\$ 4.55	\$ 4.73	\$ 4.92	\$ 5.13	\$ 5.25	\$ 0.12

Visitor Rates	FY23	FY24	FY25	FY26 (Current)	FY27 (Proposed)	Increase
<i>Gatehouse Rates</i>						
Weekday (6am to 4pm) - Hourly	\$ 4.00	\$ 4.00	\$ 5.00	\$ 5.00	\$ 5.00	\$ -
Weekday (6am to 4pm) - Daily Max	\$ 18.75	\$ 19.50	\$ 20.25	\$ 21.00	\$ 21.50	\$ 0.50
<i>Night</i>						
Central Plaza Garage	\$ 12.50	\$ 13.00	\$ 13.50	\$ 14.00	\$ 14.00	\$ 0.00
All Others	\$ 6.25	\$ 6.50	\$ 6.75	\$ 7.00	\$ 7.00	\$ 0.00

\*The UW also pays all vanpool fees charged by transit agencies.

\*\*Carpool rates are sold as quarterly permits for 60x the daily rate.



# Suspending the Bylaws for Budget Formation

- > **Proposed by-law suspension:** Article VIII, Sections A, Sections D-Budget Formation
- > **Sections A** - this budget formation is not conducive to how the HUB does their budget
- > **Sections D** - section is not clear about if this is the final budget or the proposed one we give to SAF, either way the language is not aligned with the SAF timeline
- > Working on these by law amendments this week and we'll have them reviewed and voted on by the senate before the end of the quarte



# *Senators of the Month*

---



# Adjournment

---